



H.AYUNTAMIENTO DE RIO VERDE SLP
ESTADO ANALÍTICO DEL PRESUPUESTO DE INGRESOS

Clasificación Por Rubro y Tipo

Del 01/01/2017 al 30/11/2017





Ejercicio: 2017


Rubro/Tipo de Ingresos	Ingresos					
	Estimado	Ampliaciones Reducciones	Modificado	Devengado	Recaudado	Diferencia
IMPUESTO SOBRE LOS INGRESOS	\$470,000.00	\$0.00	\$470,000.00	\$0.00	\$0.00	-\$470,000.00
01 ENDEUDAMIENTO INTERNO	\$470,000.00	\$0.00	\$470,000.00	\$0.00	\$0.00	-\$470,000.00
IMPUESTOS SOBRE EL PATRIMONIO	\$5,900,000.00	\$3,103,830.35	\$9,003,830.35	\$0.00	\$9,487,893.84	\$3,587,893.84
01 ENDEUDAMIENTO INTERNO	\$5,900,000.00	\$0.00	\$5,900,000.00	\$0.00	\$6,175,839.89	\$275,839.89
SIN SERIE	\$0.00	\$3,103,830.35	\$3,103,830.35	\$0.00	\$3,312,053.95	\$3,312,053.95
ACCESORIOS	\$1,280,000.00	\$0.00	\$1,280,000.00	\$0.00	\$1,107,583.66	-\$172,416.34
01 ENDEUDAMIENTO INTERNO	\$80,000.00	\$0.00	\$80,000.00	\$0.00	\$171,139.34	\$91,139.34
02 ENDEUDAMIENTO EXTERNO	\$0.00	\$0.00	\$0.00	\$0.00	\$907,702.55	\$907,702.55
SIN SERIE	\$600,000.00	\$0.00	\$600,000.00	\$0.00	\$28,741.77	-\$571,258.23
SIN SERIE	\$600,000.00	\$0.00	\$600,000.00	\$0.00	\$0.00	-\$600,000.00
CONTRIBUCION DE MEJORAS POR OBRAS PUBLICAS	\$150,000.00	\$1,095,120.00	\$1,245,120.00	\$0.00	\$11,086,691.25	\$10,936,691.25
SIN SERIE	\$150,000.00	\$1,095,120.00	\$1,245,120.00	\$0.00	\$1,095,720.00	\$945,720.00
SIN SERIE	\$0.00	\$0.00	\$0.00	\$0.00	\$9,990,971.25	\$9,990,971.25
DERECHOS POR PRESTACION DE SERVICIOS	\$9,630,000.00	\$1,313,256.93	\$10,943,256.93	\$0.00	\$10,996,297.37	\$1,366,297.37
02 ENDEUDAMIENTO EXTERNO	\$171,000.00	\$0.00	\$171,000.00	\$0.00	\$158,001.00	-\$12,999.00
SIN SERIE	\$690,000.00	\$132,730.69	\$822,730.69	\$0.00	\$917,263.68	\$227,263.68
SIN SERIE	\$2,040,000.00	\$50,225.00	\$2,090,225.00	\$0.00	\$2,302,336.00	\$262,336.00
SIN SERIE	\$1,940,000.00	\$478,356.50	\$2,418,356.50	\$0.00	\$2,654,723.85	\$714,723.85
SIN SERIE	\$58,000.00	\$1,851.22	\$59,851.22	\$0.00	\$64,765.80	\$6,765.80
SIN SERIE	\$1,450,000.00	\$0.00	\$1,450,000.00	\$0.00	\$1,100,111.00	-\$349,889.00
10 IMPUESTOS	\$31,000.00	\$0.00	\$31,000.00	\$0.00	\$0.00	-\$31,000.00
11 IMPUESTOS SOBRE LOS INGRESOS	\$0.00	\$0.00	\$0.00	\$0.00	\$0.00	\$0.00
12 IMPUESTO SOBRE EL PATRIMONIO	\$1,100,000.00	\$0.00	\$1,100,000.00	\$0.00	\$913,419.39	-\$186,580.61
14 IMPUESTO SOBRE EL COMERCIO EXTERIOR	\$30,000.00	\$17,438.00	\$47,438.00	\$0.00	\$49,308.00	\$19,308.00
15 IMPUESTO SOBRE NOMINA Y ASIMILABLES	\$1,030,000.00	\$273,007.89	\$1,303,007.89	\$0.00	\$1,336,901.38	\$306,901.38
16 IMPUESTOS ECOLOGICOS	\$270,000.00	\$0.00	\$270,000.00	\$0.00	\$199,841.22	-\$70,158.78
17 ACCESORIOS	\$820,000.00	\$289,298.20	\$1,109,298.20	\$0.00	\$1,223,916.80	\$403,916.80
19 IMPUESTOS NO COMPENDIDOS EN LAS FRACCIONES DE LA LEY DE INGRESOS DE	\$0.00	\$6,611.22	\$6,611.22	\$0.00	\$7,743.60	\$7,743.60
21 APORTACIONES PARA FONDOS DE VIVIENDA	\$0.00	\$63,738.21	\$63,738.21	\$0.00	\$67,965.65	\$67,965.65
ACCESORIOS	\$0.00	\$0.00	\$0.00	\$0.00	\$9,461.51	\$9,461.51
01 ENDEUDAMIENTO INTERNO	\$0.00	\$0.00	\$0.00	\$0.00	\$9,461.51	\$9,461.51
PRODUCTOS DERIVADOS DEL USO Y APROVECHAMIENTO DE BIENES NO SUJETOS A REGIMEN I	\$1,940,000.00	\$0.00	\$1,940,000.00	\$0.00	\$799,456.45	-\$1,140,543.55
11 IMPUESTOS SOBRE LOS INGRESOS	\$1,940,000.00	\$0.00	\$1,940,000.00	\$0.00	\$385,061.00	-\$1,554,939.00
13 IMPUESTOS SOBRE LA PRODUCCION, EL COMNSUMO Y LAS TRANSACCIONES	\$0.00	\$0.00	\$0.00	\$0.00	\$414,395.45	\$414,395.45
SIN SERIE	\$27,000.00	\$0.00	\$27,000.00	\$0.00	\$0.00	-\$27,000.00
01 ENDEUDAMIENTO INTERNO	\$27,000.00	\$0.00	\$27,000.00	\$0.00	\$0.00	-\$27,000.00


OTROS PRODUCTOS QUE GENERAN INGRESOS CORRIENTES	\$10,001.00	\$0.00	\$10,001.00	\$0.00	\$6,000.00	-\$4,001.00
01 ENDEUDAMIENTO INTERNO	\$10,000.00	\$0.00	\$10,000.00	\$0.00	\$6,000.00	-\$4,000.00
02 ENDEUDAMIENTO EXTERNO	\$1.00	\$0.00	\$1.00	\$0.00	\$0.00	-\$1.00
MULTAS	\$1,781,000.00	\$393,684.48	\$2,174,684.48	\$0.00	\$2,205,841.24	\$424,841.24
01 ENDEUDAMIENTO INTERNO	\$1,680,000.00	\$393,684.48	\$2,073,684.48	\$0.00	\$2,205,841.24	\$525,841.24
SIN SERIE	\$1,000.00	\$0.00	\$1,000.00	\$0.00	\$0.00	-\$1,000.00
SIN SERIE	\$100,000.00	\$0.00	\$100,000.00	\$0.00	\$0.00	-\$100,000.00
INDEMNIZACIONES	\$0.00	\$0.00	\$0.00	\$0.00	\$65,835.00	\$65,835.00
00 INGRESOS DERIVADOS DE FINANCIAMIENTOS	\$0.00	\$0.00	\$0.00	\$0.00	\$65,835.00	\$65,835.00
REINTEGROS	\$80,000.00	\$0.00	\$80,000.00	\$0.00	\$44,750.00	-\$35,250.00
11 IMPUESTOS SOBRE LOS INGRESOS	\$80,000.00	\$0.00	\$80,000.00	\$0.00	\$44,750.00	-\$35,250.00
OTROS APROVECHAMIENTOS	\$3,847,000.00	\$910,300.04	\$4,757,300.04	\$0.00	\$4,975,766.13	\$1,128,766.13
01 ENDEUDAMIENTO INTERNO	\$62,000.00	\$455,030.04	\$517,030.04	\$0.00	\$537,302.13	\$475,302.13
SIN SERIE	\$400,000.00	\$0.00	\$400,000.00	\$0.00	\$646,000.00	\$246,000.00
SIN SERIE	\$1,450,000.00	\$455,270.00	\$1,905,270.00	\$0.00	\$2,103,095.00	\$653,095.00
SIN SERIE	\$1,935,000.00	\$0.00	\$1,935,000.00	\$0.00	\$1,689,369.00	-\$245,631.00
PARTICIPACIONES	\$95,690,000.00	\$0.00	\$95,690,000.00	\$0.00	\$106,833,582.73	\$11,143,582.73
01 ENDEUDAMIENTO INTERNO	\$61,000,000.00	\$0.00	\$61,000,000.00	\$0.00	\$69,153,141.34	\$8,153,141.34
02 ENDEUDAMIENTO EXTERNO	\$20,000,000.00	\$0.00	\$20,000,000.00	\$0.00	\$20,592,168.34	\$592,168.34
SIN SERIE	\$80,000.00	\$0.00	\$80,000.00	\$0.00	\$0.00	-\$80,000.00
SIN SERIE	\$750,000.00	\$0.00	\$750,000.00	\$0.00	\$215,926.68	-\$534,073.32
SIN SERIE	\$860,000.00	\$0.00	\$860,000.00	\$0.00	\$1,393,496.05	\$533,496.05
SIN SERIE	\$8,200,000.00	\$0.00	\$8,200,000.00	\$0.00	\$7,112,634.83	-\$1,087,365.17
SIN SERIE	\$4,800,000.00	\$0.00	\$4,800,000.00	\$0.00	\$5,162,980.48	\$362,980.48
SIN SERIE	\$0.00	\$0.00	\$0.00	\$0.00	\$3,201,457.82	\$3,201,457.82
SIN SERIE	\$0.00	\$0.00	\$0.00	\$0.00	\$1,777.19	\$1,777.19
APORTACIONES	\$104,100,000.00	\$0.00	\$104,100,000.00	\$0.00	\$106,142,227.00	\$2,042,227.00
01 ENDEUDAMIENTO INTERNO	\$55,400,000.00	\$0.00	\$55,400,000.00	\$0.00	\$57,500,293.00	\$2,100,293.00
02 ENDEUDAMIENTO EXTERNO	\$48,700,000.00	\$0.00	\$48,700,000.00	\$0.00	\$48,641,934.00	-\$58,066.00
CONVENIOS	\$19,500,000.00	\$0.00	\$19,500,000.00	\$0.00	\$1,052,000.00	-\$18,448,000.00
01 ENDEUDAMIENTO INTERNO	\$19,500,000.00	\$0.00	\$19,500,000.00	\$0.00	\$1,052,000.00	-\$18,448,000.00
SIN SERIE	\$0.00	\$0.00	\$0.00	\$0.00	\$1,000,000.00	\$1,000,000.00
01 ENDEUDAMIENTO INTERNO	\$0.00	\$0.00	\$0.00	\$0.00	\$1,000,000.00	\$1,000,000.00
SIN SERIE	\$0.00	\$3,013,065.61	\$3,013,065.61	\$0.00	\$3,528,464.00	\$3,528,464.00
SIN SERIE	\$0.00	\$3,013,065.61	\$3,013,065.61	\$0.00	\$3,528,464.00	\$3,528,464.00
TOTALES	\$244,405,001.00	\$9,829,257.41	\$254,234,258.41	\$0.00	\$259,341,850.18	\$14,936,849.18
					Ingresos excedentes	\$14,936,849.18

Bajo protesta de decir verdad declaramos que los Estados Financieros y sus notas, son razonablemente correctos y son responsabilidad del emisor


LIC. ULISES LEDEZMA SALAZAR
SÍNDICO MUNICIPAL


MV.Z. JOSE RAMON TORRES GARCIA
PRESIDENTE MUNICIPAL


CP. HORACIO BALOBRAS AVALOS
TESORERO MUNICIPAL


ING. ALFREDO LIMON ROBLES
REGIDOR DE HACIENDA