



H. AYUNTAMIENTO DE RIOVERDE SLP  
**ESTADO ANALÍTICO DEL PRESUPUESTO DE INGRESOS**

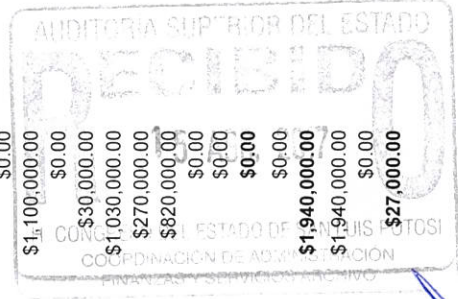
Clasificación Por Rubro y Tipo

Del 01/01/2017 al 31/07/2017

Ejercicio: **2017**

Rubro/Tipo de Ingresos

|   | Estimado              | Ampliaciones<br>Reducciones | Ingresos              |               |                        | Diferencia             |
|---|-----------------------|-----------------------------|-----------------------|---------------|------------------------|------------------------|
|   |                       |                             | Modificado            | Devengado     | Recaudado              |                        |
| <b>IMPUESTO SOBRE LOS INGRESOS</b>  | <b>\$470,000.00</b>   | <b>\$0.00</b>               | <b>\$470,000.00</b>   | <b>\$0.00</b> | <b>\$0.00</b>          | <b>-\$470,000.00</b>   |
| 01 ENDEUDAMIENTO INTERNO  | \$470,000.00          | \$0.00                      | \$470,000.00          | \$0.00        | \$0.00                 | -\$470,000.00          |
| <b>IMPUESTOS SOBRE EL PATRIMONIO</b>  | <b>\$5,900,000.00</b> | <b>\$0.00</b>               | <b>\$5,900,000.00</b> | <b>\$0.00</b> | <b>\$7,307,606.08</b>  | <b>\$1,407,606.08</b>  |
| 01 ENDEUDAMIENTO INTERNO  | \$5,900,000.00        | \$0.00                      | \$5,900,000.00        | \$0.00        | \$5,360,351.58         | -\$539,648.42          |
| SIN SERIE   | \$0.00                | \$0.00                      | \$0.00                | \$0.00        | \$1,947,254.50         | \$1,947,254.50         |
| <b>ACCESORIOS</b>   | <b>\$1,280,000.00</b> | <b>\$0.00</b>               | <b>\$1,280,000.00</b> | <b>\$0.00</b> | <b>\$954,708.85</b>    | <b>-\$325,291.15</b>   |
| 01 ENDEUDAMIENTO INTERNO  | \$80,000.00           | \$0.00                      | \$80,000.00           | \$0.00        | \$132,853.45           | \$52,853.45            |
| 02 ENDEUDAMIENTO EXTERNO  | \$0.00                | \$0.00                      | \$0.00                | \$0.00        | \$809,799.68           | \$809,799.68           |
| SIN SERIE   | \$600,000.00          | \$0.00                      | \$600,000.00          | \$0.00        | \$12,055.72            | -\$587,944.28          |
| SIN SERIE   | \$600,000.00          | \$0.00                      | \$600,000.00          | \$0.00        | \$0.00                 | -\$600,000.00          |
| <b>CONTRIBUCION DE MEJORAS POR OBRAS PUBLICAS</b>                                     | <b>\$150,000.00</b>   | <b>\$0.00</b>               | <b>\$150,000.00</b>   | <b>\$0.00</b> | <b>\$10,712,631.25</b> | <b>\$10,562,631.25</b> |
| SIN SERIE   | \$150,000.00          | \$0.00                      | \$150,000.00          | \$0.00        | \$721,660.00           | \$571,660.00           |
| SIN SERIE   | \$0.00                | \$0.00                      | \$0.00                | \$0.00        | \$9,990,971.25         | \$9,990,971.25         |
| <b>DERECHOS POR PRESTACION DE SERVICIOS</b>   | <b>\$9,630,000.00</b> | <b>\$0.00</b>               | <b>\$9,630,000.00</b> | <b>\$0.00</b> | <b>\$7,782,954.43</b>  | <b>-\$1,847,045.57</b> |
| 02 ENDEUDAMIENTO EXTERNO  | \$171,000.00          | \$0.00                      | \$171,000.00          | \$0.00        | \$153,295.00           | -\$17,705.00           |
| SIN SERIE   | \$690,000.00          | \$0.00                      | \$690,000.00          | \$0.00        | \$549,551.31           | -\$140,448.69          |
| SIN SERIE   | \$2,040,000.00        | \$0.00                      | \$2,040,000.00        | \$0.00        | \$1,435,269.00         | -\$604,731.00          |
| SIN SERIE   | \$1,940,000.00        | \$0.00                      | \$1,940,000.00        | \$0.00        | \$2,063,067.71         | \$123,067.71           |
| SIN SERIE   | \$58,000.00           | \$0.00                      | \$58,000.00           | \$0.00        | \$51,395.99            | -\$6,604.01            |
| SIN SERIE   | \$1,450,000.00        | \$0.00                      | \$1,450,000.00        | \$0.00        | \$718,118.00           | -\$731,882.00          |
| SIN SERIE   | \$31,000.00           | \$0.00                      | \$31,000.00           | \$0.00        | \$0.00                 | -\$31,000.00           |
| 10 IMPUESTOS  | \$0.00                | \$0.00                      | \$0.00                | \$0.00        | \$0.00                 | \$0.00                 |
| 11 IMPUESTOS SOBRE LOS INGRESOS   | \$1,100,000.00        | \$0.00                      | \$1,100,000.00        | \$0.00        | \$583,259.82           | -\$516,740.18          |
| 12 IMPUESTO SOBRE EL PATRIMONIO   | \$0.00                | \$0.00                      | \$0.00                | \$0.00        | \$0.00                 | \$0.00                 |
| 13 IMPUESTOS SOBRE LA PRODUCCION, EL COMNSUMO Y LAS TRANSACCIONES                     | \$30,000.00           | \$0.00                      | \$30,000.00           | \$0.00        | \$35,204.00            | \$5,204.00             |
| 14 IMPUESTO SOBRE EL COMERCIO EXTERIOR  | \$1,030,000.00        | \$0.00                      | \$1,030,000.00        | \$0.00        | \$1,174,635.03         | \$144,635.03           |
| 15 IMPUESTO SOBRE NOMINA Y ASIMILABLES  | \$270,000.00          | \$0.00                      | \$270,000.00          | \$0.00        | \$154,396.12           | -\$115,603.88          |
| 16 IMPUESTOS ECOLOGICOS   | \$820,000.00          | \$0.00                      | \$820,000.00          | \$0.00        | \$810,271.76           | -\$9,728.24            |
| 17 ACCESORIOS   | \$0.00                | \$0.00                      | \$0.00                | \$0.00        | \$188.73               | \$188.73               |
| 19 IMPUESTOS NO COMPENDIDOS EN LAS FRACCIONES DE LA LEY DE INGRESOS DE                | \$0.00                | \$0.00                      | \$0.00                | \$0.00        | \$54,301.96            | \$54,301.96            |
| 21 APORTACIONES PARA FONDOS DE VIVIENDA   | \$0.00                | \$0.00                      | \$0.00                | \$0.00        | \$8,133.17             | \$8,133.17             |
| <b>ACCESORIOS</b>   | <b>\$0.00</b>         | <b>\$0.00</b>               | <b>\$0.00</b>         | <b>\$0.00</b> | <b>\$8,133.17</b>      | <b>\$8,133.17</b>      |
| 01 ENDEUDAMIENTO INTERNO  | \$0.00                | \$0.00                      | \$0.00                | \$0.00        | \$8,133.17             | \$8,133.17             |
| <b>PRODUCTOS DERIVADOS DEL USO Y APROVECHAMIENTO DE BIENES NO SUJETOS A REGIMEN I</b> | <b>\$1,940,000.00</b> | <b>\$0.00</b>               | <b>\$1,940,000.00</b> | <b>\$0.00</b> | <b>\$479,364.45</b>    | <b>-\$1,460,635.55</b> |
| 11 IMPUESTOS SOBRE LOS INGRESOS   | \$1,940,000.00        | \$0.00                      | \$1,940,000.00        | \$0.00        | \$277,723.00           | -\$1,662,277.00        |
| 13 IMPUESTOS SOBRE LA PRODUCCION, EL COMNSUMO Y LAS TRANSACCIONES                     | \$0.00                | \$0.00                      | \$0.00                | \$0.00        | \$201,641.45           | \$201,641.45           |
| SIN SERIE   | \$27,000.00           | \$0.00                      | \$27,000.00           | \$0.00        | \$0.00                 | -\$27,000.00           |




*[Handwritten signature]*

*[Handwritten signature]*


|  |                         |               |                         |               |               |                            |
|--|-------------------------|---------------|-------------------------|---------------|---------------|----------------------------|
| 01 ENDEUDAMIENTO INTERNO                               | \$27,000.00             | \$0.00        | \$27,000.00             | \$0.00        | \$0.00        | -\$27,000.00               |
| <b>OTROS PRODUCTOS QUE GENERAN INGRESOS CORRIENTES</b> | <b>\$10,001.00</b>      | <b>\$0.00</b> | <b>\$10,001.00</b>      | <b>\$0.00</b> | <b>\$0.00</b> | <b>-\$10,001.00</b>        |
| 01 ENDEUDAMIENTO INTERNO                               | \$10,000.00             | \$0.00        | \$10,000.00             | \$0.00        | \$0.00        | -\$10,000.00               |
| 02 ENDEUDAMIENTO EXTERNO                               | \$1.00                  | \$0.00        | \$1.00                  | \$0.00        | \$0.00        | -\$1.00                    |
| <b>MULTAS</b>  | <b>\$1,781,000.00</b>   | <b>\$0.00</b> | <b>\$1,781,000.00</b>   | <b>\$0.00</b> | <b>\$0.00</b> | <b>-\$325,421.07</b>       |
| 01 ENDEUDAMIENTO INTERNO                               | \$1,680,000.00          | \$0.00        | \$1,680,000.00          | \$0.00        | \$0.00        | -\$224,421.07              |
| SIN SERIE  | \$1,000.00              | \$0.00        | \$1,000.00              | \$0.00        | \$0.00        | -\$1,000.00                |
| SIN SERIE  | \$100,000.00            | \$0.00        | \$100,000.00            | \$0.00        | \$0.00        | -\$100,000.00              |
| <b>INDEMNIZACIONES</b>                                 | <b>\$0.00</b>           | <b>\$0.00</b> | <b>\$0.00</b>           | <b>\$0.00</b> | <b>\$0.00</b> | <b>\$65,835.00</b>         |
| 00 INGRESOS DERIVADOS DE FINANCIAMIENTOS               | \$0.00                  | \$0.00        | \$0.00                  | \$0.00        | \$0.00        | \$65,835.00                |
| <b>REINTEGROS</b>                                      | <b>\$80,000.00</b>      | <b>\$0.00</b> | <b>\$80,000.00</b>      | <b>\$0.00</b> | <b>\$0.00</b> | <b>-\$77,200.00</b>        |
| 11 IMPUESTOS SOBRE LOS INGRESOS                        | \$80,000.00             | \$0.00        | \$80,000.00             | \$0.00        | \$0.00        | -\$77,200.00               |
| <b>OTROS APROVECHAMIENTOS</b>                          | <b>\$3,847,000.00</b>   | <b>\$0.00</b> | <b>\$3,847,000.00</b>   | <b>\$0.00</b> | <b>\$0.00</b> | <b>-\$901,941.71</b>       |
| 01 ENDEUDAMIENTO INTERNO                               | \$62,000.00             | \$0.00        | \$62,000.00             | \$0.00        | \$0.00        | \$289,470.29               |
| SIN SERIE  | \$400,000.00            | \$0.00        | \$400,000.00            | \$0.00        | \$0.00        | -\$400,000.00              |
| SIN SERIE  | \$1,450,000.00          | \$0.00        | \$1,450,000.00          | \$0.00        | \$0.00        | \$8,575.00                 |
| SIN SERIE  | \$1,935,000.00          | \$0.00        | \$1,935,000.00          | \$0.00        | \$0.00        | -\$799,987.00              |
| <b>PARTICIPACIONES</b>                                 | <b>\$95,690,000.00</b>  | <b>\$0.00</b> | <b>\$95,690,000.00</b>  | <b>\$0.00</b> | <b>\$0.00</b> | <b>-\$26,847,138.51</b>    |
| 01 ENDEUDAMIENTO INTERNO                               | \$61,000,000.00         | \$0.00        | \$61,000,000.00         | \$0.00        | \$0.00        | -\$14,407,317.71           |
| 02 ENDEUDAMIENTO EXTERNO                               | \$20,000,000.00         | \$0.00        | \$20,000,000.00         | \$0.00        | \$0.00        | -\$8,190,686.74            |
| SIN SERIE  | \$80,000.00             | \$0.00        | \$80,000.00             | \$0.00        | \$0.00        | -\$80,000.00               |
| SIN SERIE  | \$750,000.00            | \$0.00        | \$750,000.00            | \$0.00        | \$0.00        | -\$541,292.51              |
| SIN SERIE  | \$860,000.00            | \$0.00        | \$860,000.00            | \$0.00        | \$0.00        | -\$32,958.54               |
| SIN SERIE  | \$8,200,000.00          | \$0.00        | \$8,200,000.00          | \$0.00        | \$0.00        | -\$3,446,899.67            |
| SIN SERIE  | \$4,800,000.00          | \$0.00        | \$4,800,000.00          | \$0.00        | \$0.00        | -\$2,275,945.15            |
| SIN SERIE  | \$0.00                  | \$0.00        | \$0.00                  | \$0.00        | \$0.00        | \$2,126,996.68             |
| SIN SERIE  | \$0.00                  | \$0.00        | \$0.00                  | \$0.00        | \$0.00        | \$965.13                   |
| <b>APORTACIONES</b>                                    | <b>\$104,100,000.00</b> | <b>\$0.00</b> | <b>\$104,100,000.00</b> | <b>\$0.00</b> | <b>\$0.00</b> | <b>-\$43,067,862.00</b>    |
| 01 ENDEUDAMIENTO INTERNO                               | \$55,400,000.00         | \$0.00        | \$55,400,000.00         | \$0.00        | \$0.00        | -\$20,899,826.00           |
| 02 ENDEUDAMIENTO EXTERNO                               | \$48,700,000.00         | \$0.00        | \$48,700,000.00         | \$0.00        | \$0.00        | -\$22,168,036.00           |
| <b>CONVENIOS</b>                                       | <b>\$19,500,000.00</b>  | <b>\$0.00</b> | <b>\$19,500,000.00</b>  | <b>\$0.00</b> | <b>\$0.00</b> | <b>-\$18,700,000.00</b>    |
| 01 ENDEUDAMIENTO INTERNO                               | \$19,500,000.00         | \$0.00        | \$19,500,000.00         | \$0.00        | \$0.00        | -\$18,700,000.00           |
| <b>SIN SERIE</b>                                       | <b>\$0.00</b>           | <b>\$0.00</b> | <b>\$0.00</b>           | <b>\$0.00</b> | <b>\$0.00</b> | <b>\$1,000,000.00</b>      |
| 01 ENDEUDAMIENTO INTERNO                               | \$0.00                  | \$0.00        | \$0.00                  | \$0.00        | \$0.00        | \$1,000,000.00             |
| <b>SIN SERIE</b>                                       | <b>\$0.00</b>           | <b>\$0.00</b> | <b>\$0.00</b>           | <b>\$0.00</b> | <b>\$0.00</b> | <b>\$1,472,154.00</b>      |
| SIN SERIE  | \$0.00                  | \$0.00        | \$0.00                  | \$0.00        | \$0.00        | \$1,472,154.00             |
| <b>TOTALES</b>   | <b>\$244,405,001.00</b> | <b>\$0.00</b> | <b>\$244,405,001.00</b> | <b>\$0.00</b> | <b>\$0.00</b> | <b>\$164,861,823.94</b>    |
|  |                         |               |                         |               |               | <b>Ingresos excedentes</b> |

Bajo protesta de decir verdad declaramos que los Estados Financieros y sus notas, son razonablemente correctos y son responsabilidad del emisor

  
**LIC. ULISES LEDEZMA SALAZAR**  
 SINDICO MUNICIPAL

  
**MV.Z. JOSE RAMON TORRES GARCIA**  
 PRESIDENTE MUNICIPAL

  
**CP. HORACIO CALDERAS AVALOS**  
 TESORERO MUNICIPAL

  
**ING. ALFREDO LIMON ROBLES**  
 REGIDOR DE HACIENDA